

Cengage Infuse puts Cengage content directly in Canvas™. You can select, edit, and assign the content that fits your class. Students complete reading assignments, concept checks, and end-of-chapter quizzes without leaving Canvas.

Cengage Infuse

Cengage Infuse is available for:

- Blackboard® Partner Integration
- Blackboard LTI Advantage
- Brightspace® Partner Integration
- Brightspace LTI Advantage
- Canvas Partner Integration
- Sakai®

Easy Setup

Simply add Cengage Infuse reading and assignments to your LMS course and use the LMS to manage your grades—no syncing required.

Custom Content

Only include the material that's right for your course. You can edit pre-made assignments to:

- Delete questions
- Rewrite questions and multiple-choice answers
- Add or delete multiple-choice answers
- Give feedback on each question and possible answer

Instant Grading

Students see their results after submitting concept checks and end-of-chapter quizzes.

eBook and Study Tools

Access your eBook and study tools any time through your Cengage account at login.cengage.com.

Add Cengage Infuse Content

Assignment types

Reading assignment

A section of the book for students to read.

Concept check

A quick activity that checks if students have completed assigned readings.

Quiz

A longer activity that assesses students' understanding of an entire chapter.

Note

You can return to the Cengage tool at any point to add more content.

- 1 Open your Canvas course.
- 2 Add the Cengage app to your course navigation if it is not already listed.
The app is copied when you copy a Canvas course.
 - a From the course navigation, click **Settings > Navigation**.
 - b Drag the Cengage app to the course navigation.
 - c Click **Save**.
- 3 From the course navigation, click **Cengage**.
- 4 If prompted, sign in to your Cengage account.
- 5 Click **Add Cengage Infuse**.
- 6 Search for your textbook in the search bar.
- 7 Click **Link to Course** next to your textbook.
- 8 Complete the details for your Canvas course.
- 9 Click **Continue**.
- 10 Select content to include in your course and Canvas gradebook.

You can return to add more content at any point during your course.

11 OPTIONAL: To preview an assignment, click .

The assignment opens in a new tab.

12 Click **Continue**.

13 Set how many attempts students have for each type of Cengage Infuse assignment.




14 Click **Save**.

Edit Questions

Remove unwanted questions, rewrite questions to better meet your students' needs, and reinforce learning with customized feedback.

1 Click an activity link to open the assignment editor.

2 To edit a question, click  **Edit**.

To do this	Do this
Delete a question, response, or feedback	Click  next to the content you want to remove.
Edit text	Click the text you want to change and enter your new text. You can edit: <ul style="list-style-type: none"> • Assignment names • Question names • Question text • Multiple-choice and multiple-select responses
Edit fill-in-the-blank questions	Click  next to the fill-in-the-blank answer. A menu displays all fill-in-the-blank responses and feedback.
Add a response	Click + Add Another Response and enter your new response.
Change the correct response	Select a response to mark it as correct. Correct responses display <input checked="" type="radio"/> or <input checked="" type="checkbox"/> . Incorrect responses display <input type="radio"/> or <input type="checkbox"/> .
Give feedback for a question	In Overall Feedback , enter your feedback. Students will see your feedback after any response.
Give feedback for a specific response	Click  next to a response and enter feedback. Students who select this response will see your feedback.

3 Click **Save and Close** to save your activity changes and close the activity editor.

More Information and Support

Search the online help for answers to most questions.

Information in this guide is intended for US instructors. For international support, visit the online help.

Cengage Infuse Status

Check the current status of Cengage Infuse at techcheck.cengage.com.

Contact Support

United States

support.cengage.com

800.354.9706