

Create grading policies and edit individual activity settings and content for your biology course in MindTap™.

ACTIVITY TYPES

- Why Does "This" Matter To Me? - Introduction to the chapter topics followed by a poll.
- Learn It - Assessments and content in a side-by-side format to help students master key concepts.
- Apply It - Homework, assessments, and case study content to help build critical thinking skills.
- Additional Resources - Videos and case studies with concepts from multiple chapters.
- Quizzes and Tests

EDIT ACTIVITY COURSE SETTINGS

Change your course settings for question submission, feedback, and scoring for each activity type.

1. Click  **your name** > **Course Settings** > **Activity Settings**.

2. Click an activity type to expand the course settings for that activity type.

3. Change the activity settings.

Question Attempts

How many times the student can submit a question (1-10).

Show Correctness Marks (# / #)

When to show students their correct and incorrect answers.

Show Correct Answer

When to show students the answer key for the activity.

Show Feedback

When to show students any available hints or guidance for how to answer the question.

Show Points Possible

When to show students the available points for each question.

Show Earned Score

When to show students their earned points for each question.

Grading Policy

Count either the student's **Best Attempt** (recommended) or **Last Attempt** for the final activity score.

Counts Toward Grade

If turned on, the activity score is used as part of the overall course grade.

Credit/No Credit

If turned on, award full credit when the student achieves the threshold score.






4. If needed, change the settings for other activity types.

5. Click **Save Settings & Close**.

EDIT INDIVIDUAL ACTIVITIES

Override your course settings on question submission, feedback, and scoring for individual activities. You can also edit activity content by changing or adding questions, answer choices, and feedback.

IMPORTANT You cannot change settings for an activity after students have started work.

1. Turn on **Edit** .
2. Click  **Edit** next to the activity.
3. Click **Edit Activity Options**.
4. Edit the activity settings. Click  **Edit** at the top of the page and change the settings.
The activity settings are the same as the course level settings with the additional option to set a time limit.
5. Edit the content of the activity. Click  to expand a question.
 - To edit any text in a question, click the field.
 - To delete feedback, answer choices, or entire questions, click .
 - To add answer choices, click **Add Another Response**.
 - To change the number of points a question is worth, click the **Points** field and enter a new number.
6. Click **Apply Settings**.
7. Click **Save and Close**.
8. Click **Save**.

MORE INFORMATION AND SUPPORT

Search the online help for answers to most questions.

Information in this guide is intended for US instructors. For international support, visit the online help.

help.cengage.com/mindtap/mt-instructor/

MINDTAP STATUS

Check the current status of MindTap at techcheck.cengage.com.

CONTACT US SUPPORT

ONLINE:

support.cengage.com

CALL: 800.354.9706