

Create grading policies and edit individual activity settings and content for your biology course in MindTap.

Activity Types

Why Does "This" Matter To Me?

Introduction to the chapter topics followed by a poll.

Learn It

Instructional content and assessment questions presented side-by-side to help students understand key concepts.

Apply It

Homework, assessments, and case study content to help build critical thinking skills.

Study It

Practice assessments to help students review key concepts.

Additional Resources

Videos and case studies with concepts from multiple chapters.

Quizzes and Tests


Evaluate student understanding without hints or multiple attempts.

Course Readiness

Assessment of prerequisite skills and concepts with follow-up activities to help students refresh their knowledge of essential topics before class.

Edit Activity Course Settings

Change your course settings for question submission, feedback, and scoring for each activity type.

- 1 Click  **your name** > **Course Settings** > **Activity Settings**.
- 2 Click an activity type to expand the course settings for that activity type.
- 3 Change the activity settings.

Question Attempts

How many times the student can submit a question (1-10).

Show Correctness Marks (✓ / ✕)

When to show students their correct and incorrect answers.

Show Correct Answer

When to show students the answer key for the activity.

Show Feedback

When to show students any available hints or guidance for how to answer the question.

Show Points Possible

When to show students the available points for each question.

Show Earned Score

When to show students their earned points for each question.

Grading Policy

Count either the student's **Best Attempt** (recommended) or **Last Attempt** for the final activity score.

Counts Toward Grade

If turned on, the activity score is used as part of the overall course grade.

Credit/No Credit

If turned on, award full credit when the student achieves the threshold score. The threshold determines the point at which the score is 0 or 100.



- 4 If needed, change the settings for other activity types.
- 5 Click **Save Settings & Close**.

Edit Individual Activities



Override your course settings on question submission, feedback, and scoring for individual activities. You can also edit activity content by changing or adding questions, answer choices, and feedback.

Important

You cannot change settings for an activity after students have started work.

- 1 Turn on **Edit** .
- 2 Click  **Edit** next to the activity.
- 3 Click **Edit Activity Options**.
- 4 Edit the activity settings. Click  **Edit** at the top of the page and change the settings.

The activity settings are the same as the course level settings with the additional option to set a time limit.

- 5 Edit the content of the activity. Click  to expand a question.
 - To edit any text in a question, click the field.
 - To delete feedback, answer choices, or entire questions, click .
 - To add answer choices, click **Add Another Response**.
 - To change the number of points a question is worth, click the **Points** field and enter a new number.
- 6 Click **Apply Settings**.
- 7 Click **Save and Close**.
- 8 Click **Save**.

More Information and Support

Search the online help for answers to most questions.

Information in this guide is intended for US instructors. For international support, visit the online help.

help.cengage.com/mindtap/mt-instructor/introduction.html

MindTap Status

Check the current status of MindTap at techcheck.cengage.com.

Contact Support

United States

Higher education: support.cengage.com

Secondary education:

cengageorg.my.site.com/Service/s/k12login?language=en_US

800.354.9706